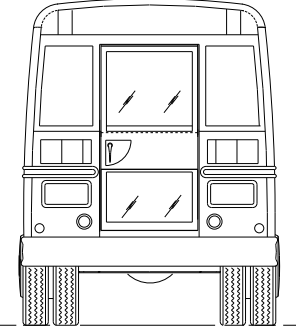
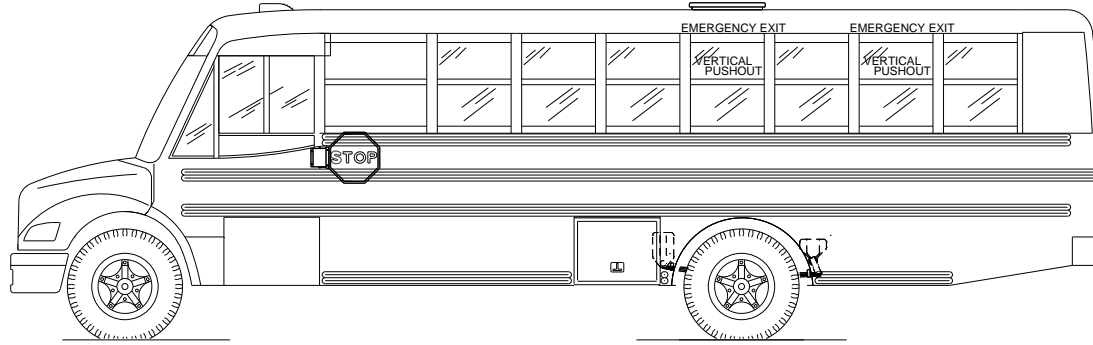

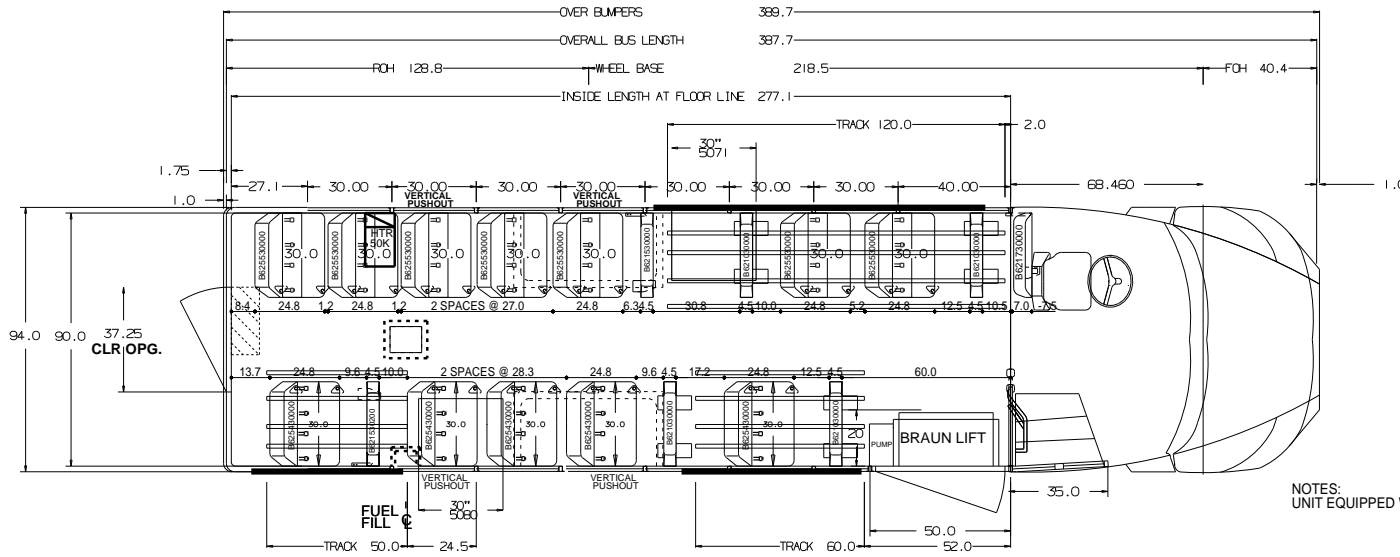


SEATING CAPACITY: 24 + DRIVER

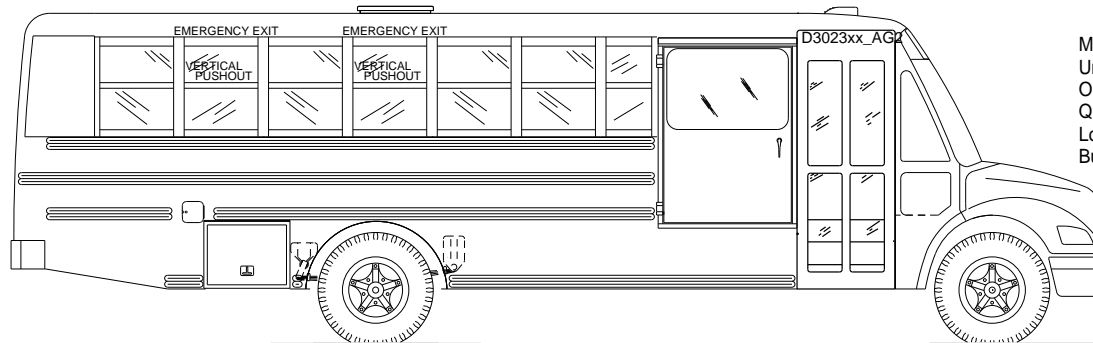


LEFT BARRIER FRONT MOUNTING HOLE TO FIRST SEAT FRONT MOUNTING HOLE = 9.0

CAUTION! - RIGHT SIDE BARRIER IS NOT IN STANDARD LOCATION, SEE SEATING PLAN.



NOTES:
UNIT EQUIPPED WITH OVERHEAD TRACK REINFORCEMENT



Model: Saf-T-Liner C2
Units Ordered: 2
Order Numbers: 31620 - 31621
Quote Number: 221972
Locality: KY
Build Date: 10/19/2009

GENERAL NOTES

1. SOME ITEMS, SUCH AS CV MIRRORS, ROOF LUGGAGE RACKS, AND OTHER ITEMS, ARE SHOWN IN ONE VIEW FOR CLARITY.
2. THIS DRAWING IS A REPRESENTATION ONLY AND MAY NOT HAVE ALL ITEMS REQUIRED. PLEASE REFER TO ORDER.
3. THE CLEARANCE BETWEEN BOTTOM OF BUS OR BOTTOM OF UNDERBODY COMPARTMENTS AND GROUND WILL VARY ACCORDING TO TIRE SIZE, BUS LOAD, AND SUSPENSION TYPE.
4. THE MAXIMUM WIDTH AT BELT LINE OVER GUARD RAILS IS 96".
5. THE NOMINAL BUS HEIGHT IS BASED ON A STANDARD BODY AND LARGEST SIZE TIRE.
6. THE MAXIMUM BUS HEIGHT IS BASED ON BODY WITH OPTIONS SUCH AS A/C UNIT, STROBE LIGHT, LARGEST SUSPENSION ETC.

THIS DRAWING AND ALL INFORMATION PROVIDED WITH IT ARE THE PROPERTY OF THOMAS BUILT BUSES, INC. ANY REPRODUCTION OR DISTRIBUTION OF THIS MATERIAL OR ANY PART WITHOUT WRITTEN PERMISSION OF THOMAS BUILT BUSES, INC. IS STRICTLY PROHIBITED.
COPYRIGHT 2004 THOMAS BUILT BUSES, INC.

THOMAS BUILT BUSES, INC HIGH POINT, NC			
TITLE	DATE	BY	DWG. NO.
PLAN AND ELEVATION BODY 251TS	DRN:10-05-09	BY:Mike East	374912
SCALE	3/8"=12"	SIZE	S